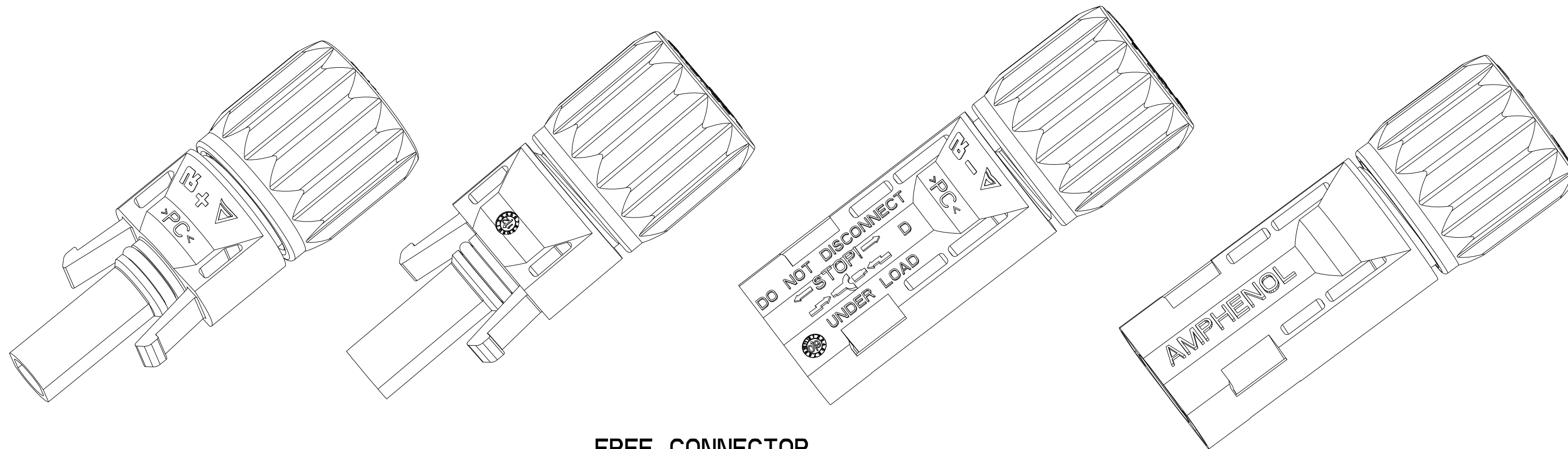


M		SHEET 1 OF 4		H4C-()-C-()	
REVISIONS					
LTR	DESCRIPTION			DATE	
I	ADD H4-R DETAIL			2014-11-18	
J	UPDATE RATED CURRENT			2015-09-18	
K	UPDATE UL1000V TO 1500V			2015-11-11	
L	UPDATE IEC 62852			2017-12-03	
M	UPDATE CABLE SPECIFICATIONS			2018-06-14	

# CUSTOMER DRAWING



**FREE CONNECTOR  
(HELIOS H4 CABLEGLAND)**

3. SPECIFICATIONS:

DESCRIPTIONS	SPECIFICATIONS		
CONTACT SIZE	2.5mm <sup>2</sup> /14AWG	4mm <sup>2</sup> /12AWG	6mm <sup>2</sup> /10AWG
RATED CURRENT (IEC 62852)	25A @85°C;	35A @85°C;	45A @85°C;
RATED CURRENT (UL 6703)	15A	20A	30A
RATED SYSTEM VOLTAGE	1500V DC(UL) 1000V DC(TUV)		
CERTIFICATE NO(TUV 62852).	R 50388083		
CERTIFICATE NO(UL 6703).	E 339277		
CONTACT RESISTANCE WITH C&F	0.25mΩ TYP.		
CONTACT RESISTANCE WITH S&F	0.30mΩ TYP.		
DEGREE OF PROTECTION,MATED	IP68(1m, 1h)		
PIN CONTACT MATERIAL	COPPER, TIN PLATED		
INSULATION MATERIAL	THERMOPLASTIC		
AMBIENT TEMPERATURE RANGE	-40°C TO +85°C		
STRIP LENGTH	7.0±0.5 mm		
CABLE JACKET DIAMETER	4.5 TO 7.8mm		

2. INSTALLATION SPECIFICATIONS REFER TO THE INSTALLATION MANUAL WI-S037-ENG.  
 1. THIS ASSEMBLY SHALL BE CERTIFIED RoHS COMPLIANT TO THE EUROPEAN UNION DIRECTIVE 2002/95/EC AS AMENDED PER 2005/618/EC.

**NOTES:**

THIS DOCUMENT CONTAINS PROPRIETARY INFORMATION AND SUCH INFORMATION MAY NOT BE DISCLOSED TO OTHERS FOR ANY PURPOSE OR USED FOR MANUFACTURING PURPOSES WITHOUT WRITTEN PERMISSION FROM THE AMPHENOL CORP.

N/A	PRO/ENGINEER INFORMATION
NEXT ASSEMBLY	Pro/e Model Used:
<b>METRIC DOCUMENT</b>	H4_CB_CUSTOMER_DRAWING_PART Drawing Name: H4_CB_CUSTOMER_DRAWING

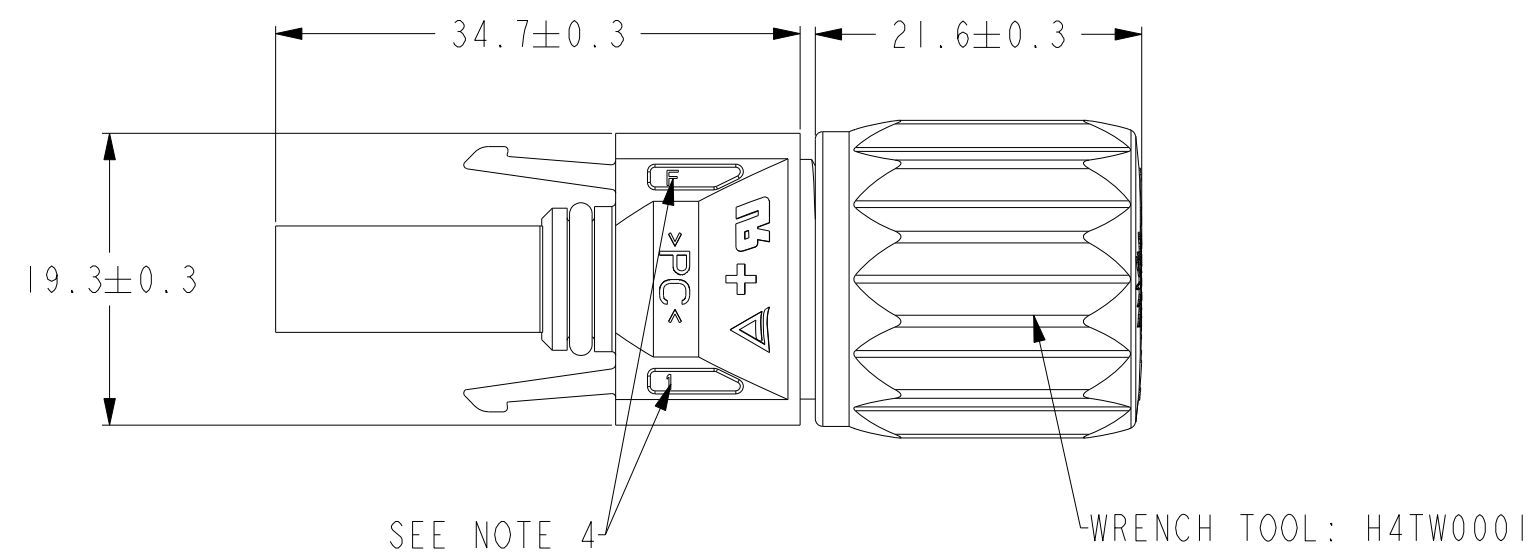
UNLESS OTHERWISE SPECIFIED	SPECIFICATIONS	POS	QTY	PART NUMBER	DESCRIPTION	NOTE		
LINEAR DIMENSIONS ARE IN: <b>MILLIMETERS</b> TOLERANCES: ANGLES= ±2° DEFAULT LINEAR TOLERANCES SEE TABLE DIM. & TOL. PER ASME Y14.5M-1994; DRW PER MIL-DTL-31000; OTHER AMPHENOL STANDARDS: 9-9318 LEGENDS: △=FLAG NOTE CALL OUT REFERENCE ONLY	MATERIAL SPEC.	APPROVALS		DATE	PARTS LIST			
	N/A	PREPARED BY	Jimly	2014-11-18	Amphenol Technology (ShenZhen) Co.,Ltd Building C, 2nd Industrial Zone of Xia Shi Jia, Jiangshi Community, Gongming Sub-district, Guangming New District, Shenzhen, PRC			
	PROCESS SPEC.	ENGINEER IN CHARGE	Allen		Helios H4 Cableglend connector customer drawing			
	N/A	DESIGN MANAGER	C&I		SIZE	CAGE CODE	DOCUMENT NO.	REV.
		THIRD ANGLE PROJECTION			C	77820	H4C-()-C-()	M
				SCALE: 1.0	REF.	SHEET 1 OF 4		

DOCUMENT NO. H4C-()-C-()

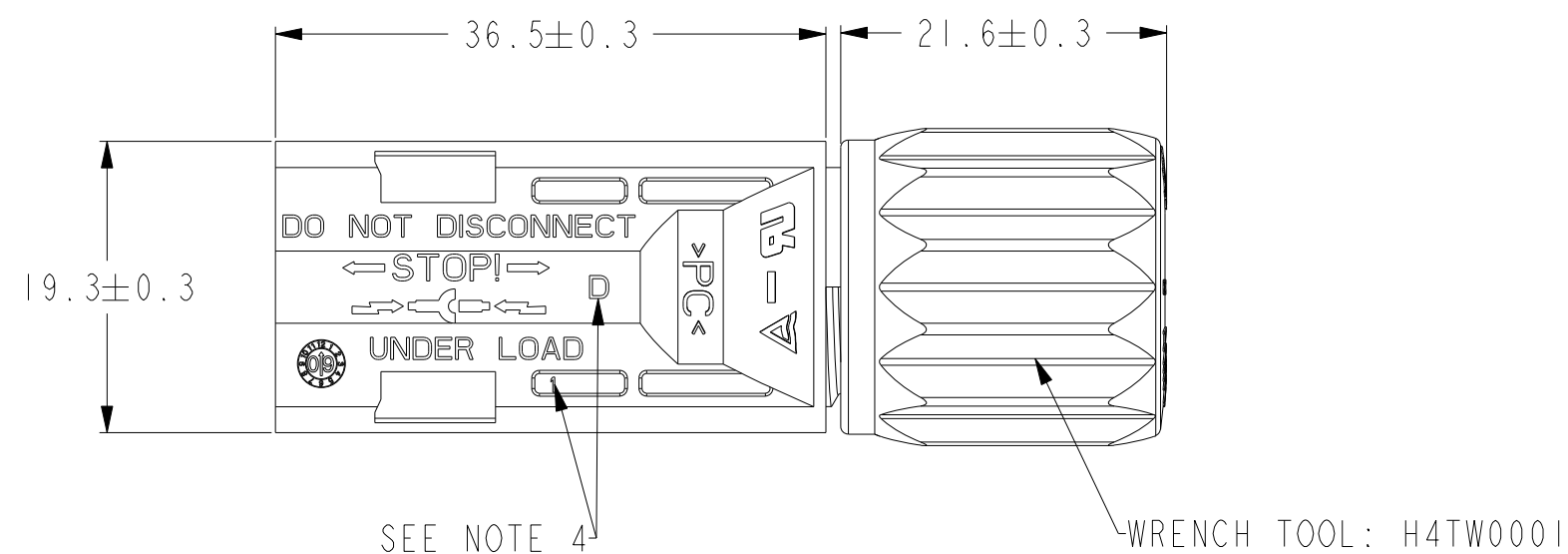
SHEET 2 OF 4

REV. M

**FREE CONNECTOR  
(HELIOS H4 CABLEGLAND)**



**FEMALE**



**MALE**

5. THE LOGO PRINT IS ONLY FOR REFERENCE. THE ACTUAL SITUATION REFERENCE THE BODY.  
 4. THE MARK OF LETTERS JUST THE VERSION OF THE PLASTIC PARTS AND CAVITY NUMBER FOR AMPHENOL'S MANUFACTURE PROCEDURE, WHEN THE CUSTOMER INSPECT THE PRODUCT, THEY CAN IGNORE THESE NUMBERS.

**NOTES:**

THIS DOCUMENT CONTAINS PROPRIETARY INFORMATION AND SUCH INFORMATION MAY NOT BE DISCLOSED TO OTHERS FOR ANY PURPOSE OR USED FOR MANUFACTURING PURPOSES WITHOUT WRITTEN PERMISSION FROM THE AMPHENOL CORP.

SIZE <b>C</b>	CAGE CODE <b>77820</b>	DOCUMENT NO. <b>H4C-()-C-()</b>	REV. <b>M</b>
SCALE: 1.0		REF:	SHEET 2 OF 4

D

C

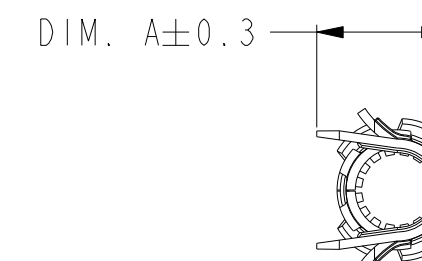
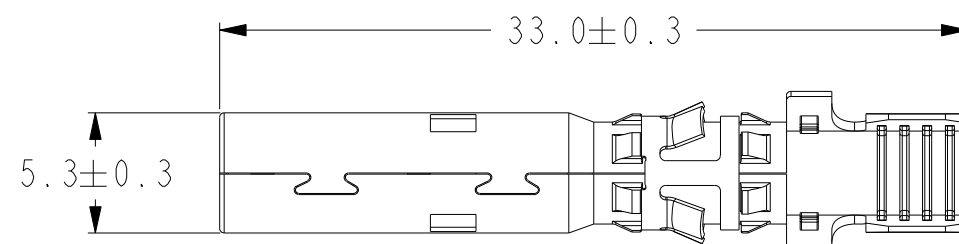
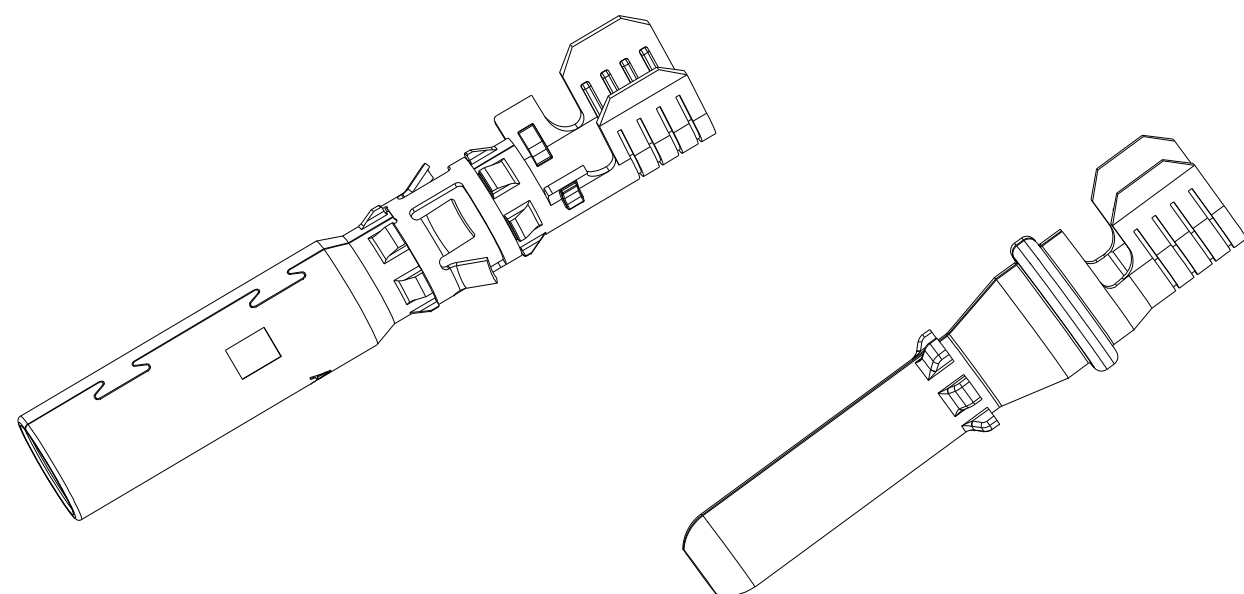
REV. M

SHEET 2 OF 4

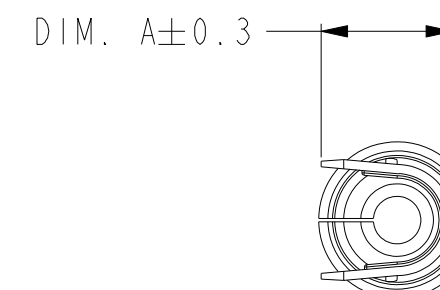
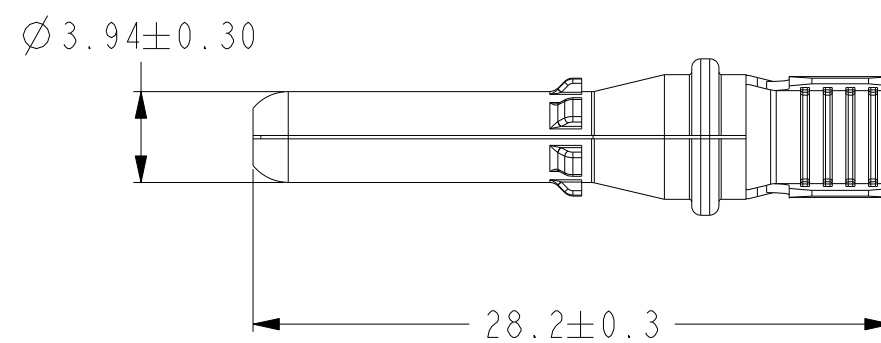
DOCUMENT NO. H4C-()-C-()

A

# STAMPING & FORM CONTACT



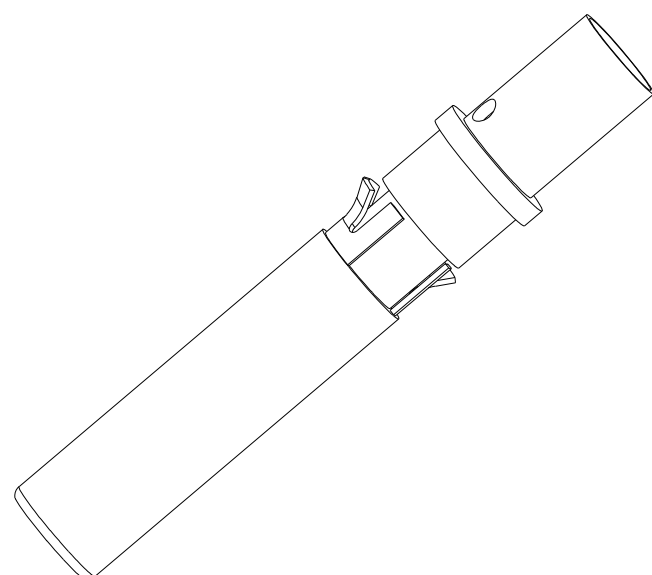
**SOCKET (FEMALE)**



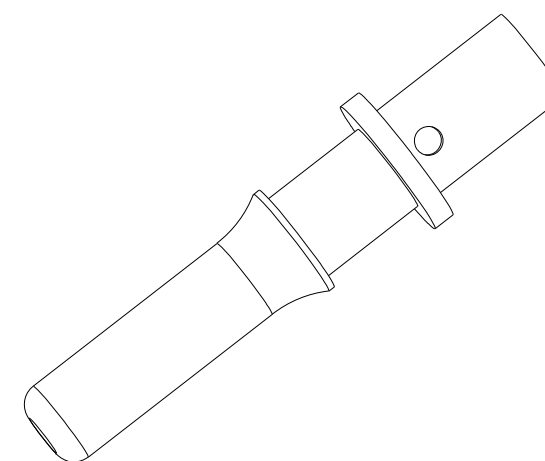
**PIN (MALE)**

CABLE SIZE	A (mm)
1.5 & 2.5mm <sup>2</sup>	4.8
4.0 & 6.0mm <sup>2</sup>	5.8

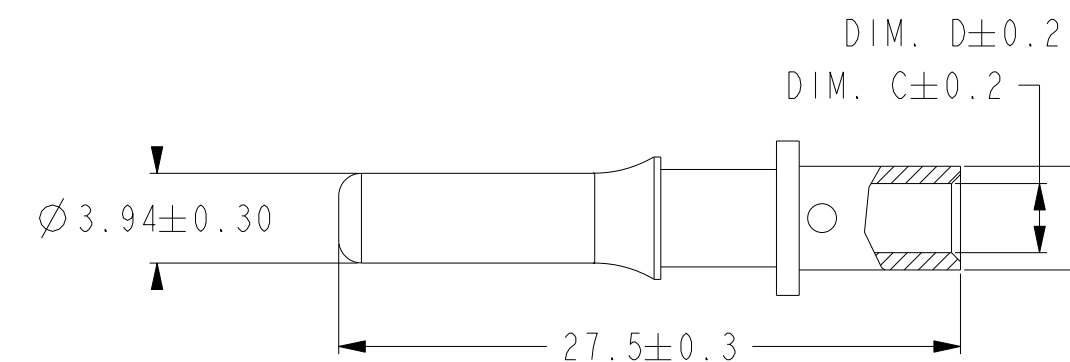
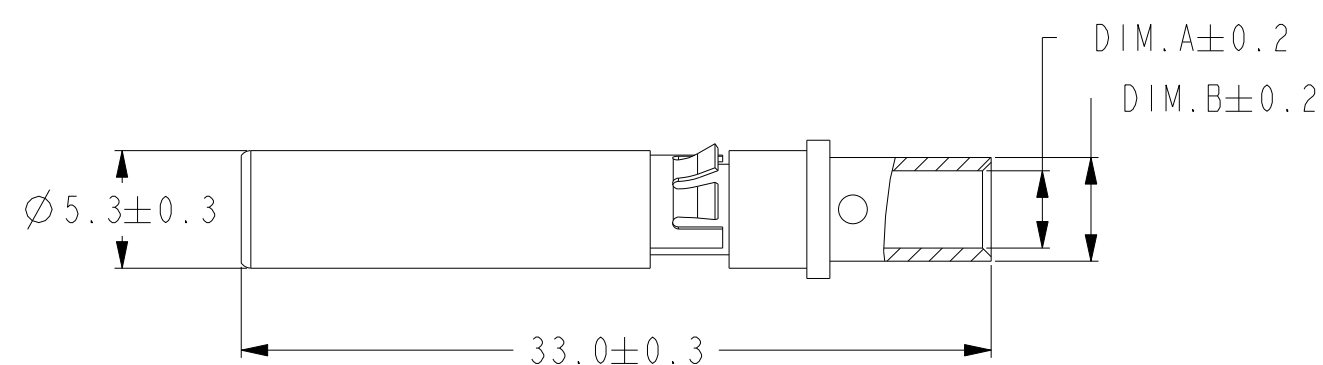
# COLD FORGING CONTACT



ACCEPT WIRE CONDUCTOR SIZE mm <sup>2</sup> (AWG)	"A"	"B"
2.5 (14)	2.30	3.51
4.0 (12)	3.05	4.57
4&6 (12&10)	3.4	4.6
6.0 (10)	3.76	6.00
10.0 (8)	4.50	6.00



ACCEPT WIRE CONDUCTOR SIZE mm <sup>2</sup> (AWG)	"C"	"D"
2.5 (14)	2.30	3.51
4.0 (12)	3.05	4.57
4&6 (12&10)	3.4	4.6
6.0 (10)	3.76	6.00
10.0 (8)	4.50	6.00



**SOCKET (FEMALE)**

**PIN (MALE)**

**NOTES:**

THIS DOCUMENT CONTAINS PROPRIETARY INFORMATION AND SUCH INFORMATION MAY NOT BE DISCLOSED TO OTHERS FOR ANY PURPOSE OR USED FOR MANUFACTURING PURPOSES WITHOUT WRITTEN PERMISSION FROM THE AMPHENOL CORP.

SIZE <b>C</b>	CAGE CODE <b>77820</b>	DOCUMENT NO. <b>H4C-(-)-C-(-)</b>	REV. <b>M</b>
SCALE: 1.0		REF:	SHEET 3 OF 4

# ORDER P/N IN SYSTEM:

## H4CFC4DMS

(BLANK): COLD FORGING CONTACT OR WITHOUT CONTACT  
S: STAMPING FORM CONTACT

I: INDIVIDUAL PACKING WITH PE BAG (800PCS PER BOX)  
C: BULK PACK 100PCS WITH PE BAG (1000PCS PER BOX)  
M: BULK PACK 500PCS PER PE BAG (1000PCS PER BOX)

D: TUV & UL APPROVAL (FOR HELIOS H4)

O: WITHOUT CONTACT

2: FOR 2.5mm<sup>2</sup>/14AWG CABLE (FOR C&F,  
AND ALSO FOR 1.5 & 2.5mm<sup>2</sup>/16 & 14AWG S&F)

4: FOR 4.0mm<sup>2</sup>/12AWG CABLE (FOR C&F,  
AND ALSO FOR 4.0 & 6.0mm<sup>2</sup>/12 & 10AWG S&F)

5: FOR 4.0mm<sup>2</sup>/12AWG & 6.0mm<sup>2</sup>/10AWG CABLE (FOR C&F ONLY)

6: FOR 6.0mm<sup>2</sup>/10AWG CABLE (FOR C&F ONLY)

8: FOR 10.0mm<sup>2</sup>/8AWG CABLE (FOR C&F ONLY)

C: H4 CABLE GLAND

F: FEMALE  
M: MALE

**NOTES:**

THIS DOCUMENT CONTAINS PROPRIETARY INFORMATION AND SUCH INFORMATION MAY NOT BE DISCLOSED TO OTHERS FOR ANY PURPOSE OR USED FOR MANUFACTURING PURPOSES WITHOUT WRITTEN PERMISSION FROM THE AMPHENOL CORP.

SIZE <b>C</b>	CAGE CODE <b>77820</b>	DOCUMENT NO. <b>H4C-()-C-()</b>	REV. <b>M</b>
SCALE: 1.0		REF:	SHEET 4 OF 4

DOCUMENT NO.  
H4C-()-C-()

SHEET 4 OF 4

REV.  
M

C

B

A

D

C

REV.

SHEET 4 OF 4

DOCUMENT NO.  
H4C-()-C-()

A